

Shown: 12.5" model.

MODEL NUMBER

1040 (must be mounted vertically)

DESCRIPTION

Czech, English cut, clear glass beads trapped in stainless steel wirecloth, lined with Opal white glass.

FINISH

Satin nickel (wall plate; not visible).

SHADE

Clear glass beads. Interior lining: Opal white glass (only).

DIMENSIONS

1040.12.5

6.5"W x 12.5"H x 4"D

NET WT

10 lbs.

Back plate centers on j-box. ADA compliant.

1040.18

6.5"W x 18"H x 4"D

15 lbs.

Back plate centers on j-box. ADA compliant.

1040.24

6.5"W x 24"H x 4"D

20 lbs.

Back plate centers on j-box. ADA compliant.

VOLTAGE / LAMP TYPE

1040.12.5

120V, 12W (2 x 6W), E12 base, LED lamp.
2,700°K, 90+ CRI, 1,200 lumens.

1040.18

120V, 18W (3 x 6W), E12 base, LED lamp.
2,700°K, 90+ CRI, 1,800 lumens.

1040.24

120V, 24W (4 x 6W), E12 base, LED lamp.
2,700°K, 90+ CRI, 2,400 lumens.

CA Title 24-JA8-2016

MODEL NUMBER

1050 (must be mounted horizontally)

DESCRIPTION

Czech, English cut, clear glass beads trapped in stainless steel wirecloth, lined with Opal white glass

FINISH

Satin nickel (wall plate; not visible).

SHADE

Clear glass beads. Interior lining: Opal white glass.

DIMENSIONS

1050.24

24"W x 6.5"H x 4"D

NET WT

20 lbs.

Back plate centers on j-box. ADA compliant.

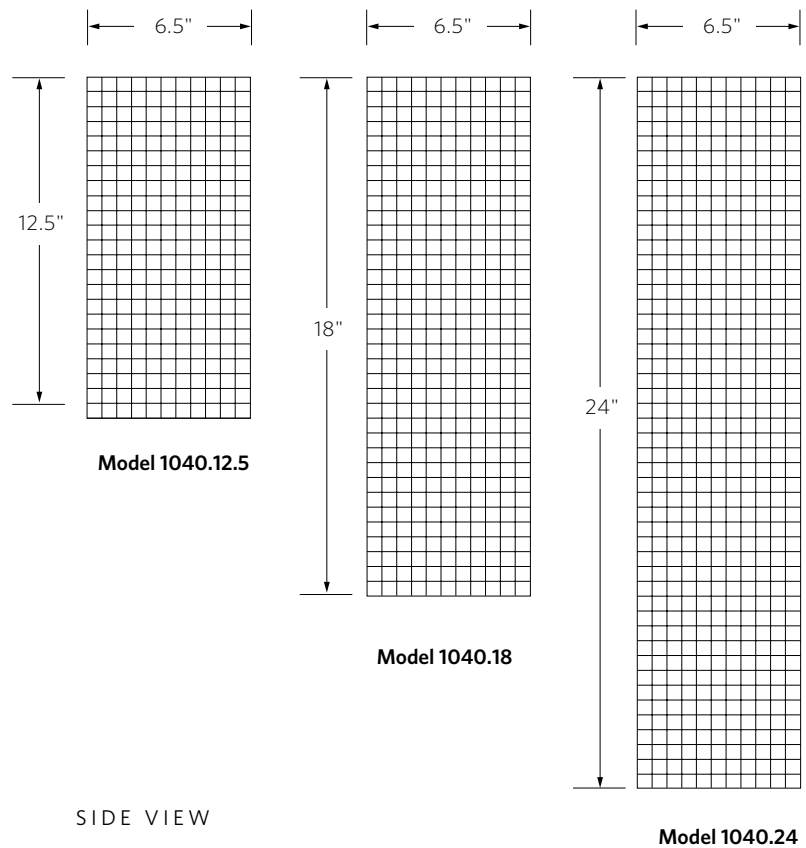
VOLTAGE / LAMP TYPE

1050.24

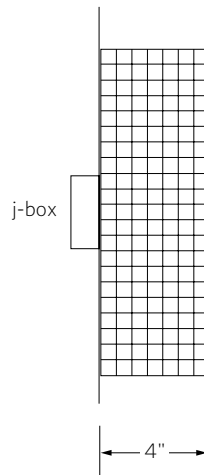
120V, 24W (4 x 6W), E12 base, LED lamp.
2,700°K, 90+ CRI, 2,400 lumens.

CA Title 24-JA8-2016

FRONT VIEW



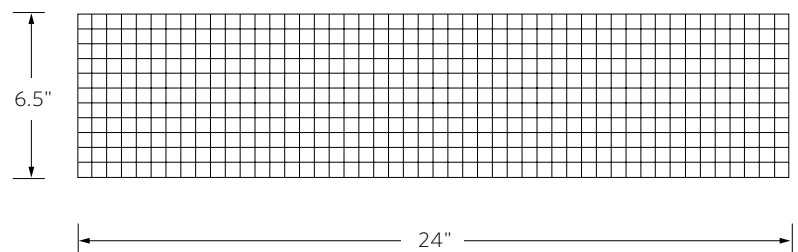
SIDE VIEW



Side View (all models)

All 1040 and 1050 models are ADA compliant with a 4" Depth.
All back plates center on j-box.

FRONT VIEW



Glimmer Vanity - Model 1050.24