

F U S E

lighting



LONDON CEILING MOUNT
4042A

PATINATED STEEL WITH BLUE GLASS SHADES

© 2000-2020 FUSE LIGHTING.
ALL RIGHTS RESERVED.

DENNIS MILLER ASSOCIATES
200 Lexington Avenue Suite 1210 New York, NY 10016
212.684.0070 Fax.212.684.0776 www.dennismiller.com

LONDON CEILING MOUNT

4042A

HEIGHT: 9 3/4" (24.8 CM)

WIDTH: 8" (20.3 CM)

DEPTH: 8" (20.3 CM)

OAH: 11.5" (29.2 CM)

CEILING CANOPY: 4 3/4" SQ. (12.0 CM)

WEIGHT: APPROX. 20 LBS.

WIRING: 2 CANDELABRA-BASE
SOCKETS, 60 WATT MAX. EACH

RECOMMENDED BULB: CLEAR T-6

METAL FINISHES

BRUSHED BRASS
LIGHT ANTIQUE BRASS
DARK ANTIQUE BRASS
MATTE BRASS
POLISHED NICKEL
SATIN NICKEL
OIL RUBBED BRONZE
GLOSS WHITE POWDER COAT
MATTE BLACK POWDER COAT
PATINATED STEEL

GLASS SHADES

COLOR (CHOOSE ONE)

CLEAR
BLUE
CERULEAN
SMOKE

TEXTURE (CHOOSE ONE)

SMOOTH
CRACKLED
FROSTED (INSIDE)

NOTES:

GLASS SHADES ARE HAND-BLOWN AND
WILL VARY IN SIZE AND THICKNESS.

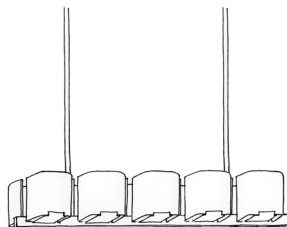
FROSTED FINISH WILL LIGHTEN COLOR

MINERAL SHADES

ALABASTER

NOTE:

ALABASTER SHADES ARE CARVED
FROM A SOLID BLOCK OF STONE AND
WILL VARY IN COLOR AND VEINING.

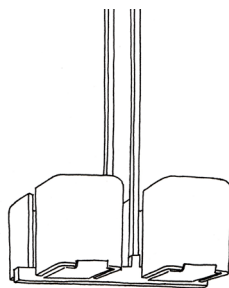


8, 10 & 12 LIGHT CHANDELIER

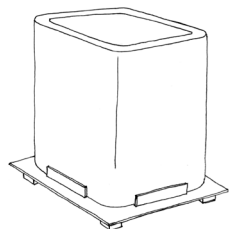
5042A (8 LIGHT CHANDELIER)

5042B (10 LIGHT CHANDELIER)

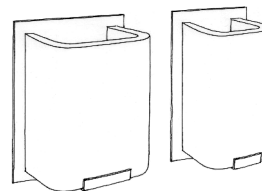
5042C (12 LIGHT CHANDELIER)



4 LIGHT PENDANT
4042B



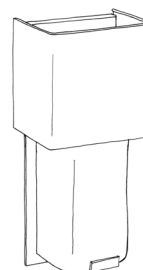
LANTERN
6042 L



SCONCE & MINI SCONCE

9042 (SCONCE)

9042 MINI (MINI SCONCE)



SCONCE W/ SHADE

9042 SH




TABLE LAMP
6042

fuselighting.com

© COPYRIGHT FUSE LIGHTING.
ALL RIGHTS RESERVED.