

F U S E

lighting



SOFIA CHANDELIER  
5050

POLISHED NICKEL ARMS ACCENTED WITH BLACK POWDER COAT HEADS AND BODY

# SOFIA CHANDELIER

## 5050

HEIGHT: APPROX. 27" (68.6 CM)

WIDTH: APPROX. 82" (208.3 CM)

DEPTH: APPROX. 70" (177.8 CM)

STEM: 16" (40.6 CM)

OAH: 43" - 45" (109.2 - 114.3 CM)  
(ARMS WILL SETTLE SLIGHTLY  
ONCE HUNG)

CEILING CANOPY: 4 1/2" DIA.

WEIGHT: 30 LBS.

WIRING: 8 LED T4\*\* 120V  
GY6 BASE, 4.5 WATTS,  
2700 K, CRI 80, 3200 LUMENS

RECOMMENDED BULBS: GY 6.35

WIRE LENGTH: 108" PROVIDED  
(FROM CEILING CANOPY TO THE  
TRANSFORMER). PLEASE SPECIFY AT  
TIME OF PURCHASE FOR ADDITIONAL  
LENGTH (UPCHARGE)

TRANSFORMER SIZE:  
11"L X 5"W X 4 1/2" H  
(27.9L X 12.7W X 11.4H)

## METAL FINISHES

BRUSHED BRASS

LIGHT ANTIQUE BRASS

DARK ANTIQUE BRASS

MATTE BRASS

POLISHED BRASS

SATIN NICKEL

POLISHED NICKEL

OIL RUBBED BRONZE

GLOSS WHITE POWDER COAT

MATTE BLACK POWDER COAT

PATINATED STEEL

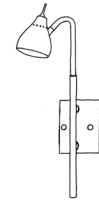
SWIVELS NOT AVAILABLE IN:

WHITE POWDER COAT

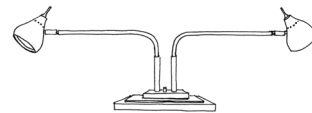
BLACK POWDER COAT

PATINATED STEEL

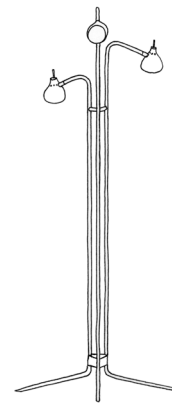
INSTALLATION TO BE DONE BY PRO-  
FESSIONAL ELECTRICAL CONTRACTOR  
CREW ONLY



SWING-ARM SCONCE  
**1050**



DESK LAMP  
**6050**



FLOOR LAMP  
**7050**



SINGLE FLOOR LAMP  
**7050B**

[fuselighting.com](http://fuselighting.com)

© COPYRIGHT FUSE LIGHTING.  
ALL RIGHTS RESERVED.