



© Douglas Friedman

Ash Collection | Singles + Clusters


Coffee Table - Console - Foyer Table - Seating - Side Table

STACKLAB

DENNIS MILLER NEW YORK

T 212.684.0070 dennismiller.com

Ash Collection | Singles + Clusters



Cast Bronze and Domestic Ash Wood
Photo © Patrick Biller

This 12-piece set comprises objects that can be used individually or grouped together, addressing coffee, console, foyer, and side table, bench, and stool applications. Created in response to regional manufacturing challenges, the collection uses diseased ash wood for the bases. Wood shavings from the milling process are recycled and combined with reusable refractory sand to form the mold for the optional aluminum or bronze tops. As the metal is poured, the sawdust burns away and the sand is reused – ensuring minimal waste and resulting in a metal surface with a distinctive textured finish.

MATERIALS

Ash Wood Finish Options (Top and/or Base)

Clear Tinted Hard Wax Oil
Ebony Tinted Hard Wax Oil
Granite Grey Tinted Hard Wax Oil
Oak Antique Tinted Hard Wax Oil
Silk Grey Tinted Hard Wax Oil
White Tinted Hard Wax Oil

Metal Finish Options (Top Only)

Cast Aluminum | Aged Brass Patina
Cast Aluminum | Aged Nickel Patina
Cast Aluminum | Black Brass Patina
Cast Aluminum | Natural
Cast Bronze | Antique Brown Patina
Cast Bronze | Blue Patina
Cast Bronze | Dark Green Patina
Cast Bronze | Green Patina
Cast Bronze | Green/Black Patina
Cast Bronze | Natural

Weight

Varies, please inquire

Lead Time

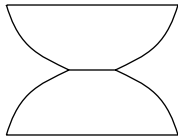
14-16 weeks



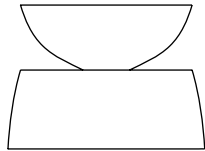
Use your mobile device to scan the QR code to go to our mobile site. Once there, activate the AR Experience by tapping “Augmented Reality.”

*Available on iOS devices

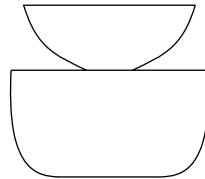
Ash Collection | Singles



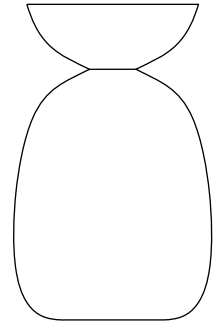
A1



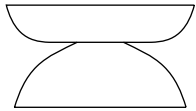
A2



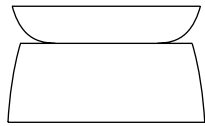
A3



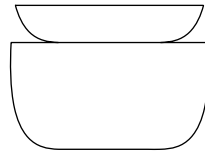
A4



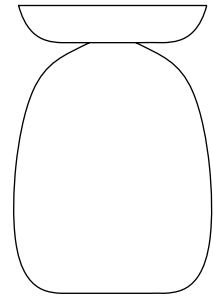
B1



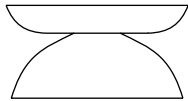
B2



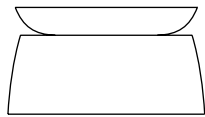
B3



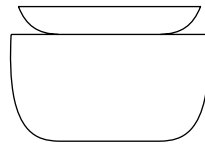
B4



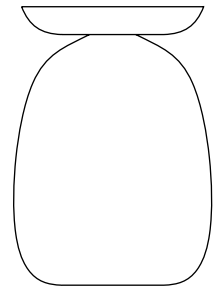
C1



C2



C3



C4

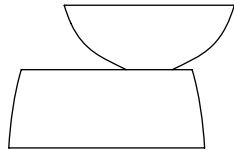
A1 18 1/2" Dia x 14" H
B1 20 1/2" Dia x 11" H
C1 19 1/2" Dia x 10" H

A2 21 1/2" Dia x 15 1/2" H
B2 21 1/2" Dia x 12 1/2" H
C2 21 1/2" Dia x 11 1/2" H

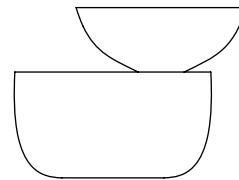
A3 21 1/2" Dia x 18 1/2" H
B3 21 1/2" Dia x 15 1/2" H
C3 21 1/2" Dia x 14 1/2" H

A4 21 1/2" Dia x 34" H
B4 21 1/2" Dia x 31" H
C4 21 1/2" Dia x 30" H

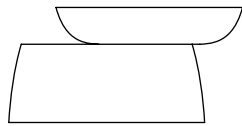
Ash Collection | Singles - Off-Kilter



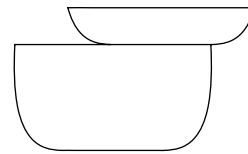
A2



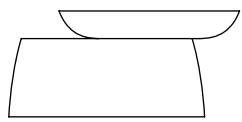
A3



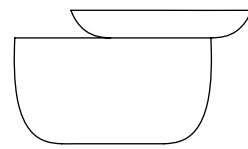
B2



B3



C2

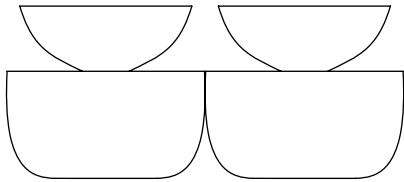


C3

A2 24 1/2" W x 21 1/4" D x 15 1/2" H
B2 25 1/2" W x 21 1/4" D x 12 1/2" H
C2 25" W x 21 1/4" D x 11 1/2" H

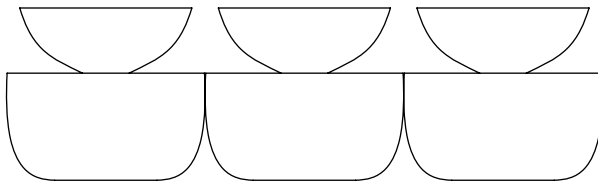
A3 25" W x 21 1/4" D x 18 1/2" H
B3 26" W x 21 1/4" D x 15 1/2" H
C3 25 1/2" W x 21 1/4" D x 14 1/2" H

Ash Collection | Cluster: Bench



A3 21 1/2" Dia x 18 1/2" H

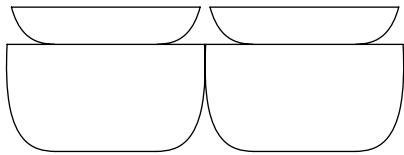
A3 21 1/2" Dia x 18 1/2" H



A3 21 1/2" Dia x 18 1/2" H


A3 21 1/2" Dia x 18 1/2" H

A3 21 1/2" Dia x 18 1/2" H



B3 21 1/2" Dia x 15 1/2" H


B3 21 1/2" Dia x 15 1/2" H



B3 21 1/2" Dia x 15 1/2" H

B3 21 1/2" Dia x 15 1/2" H

B3 21 1/2" Dia x 15 1/2" H

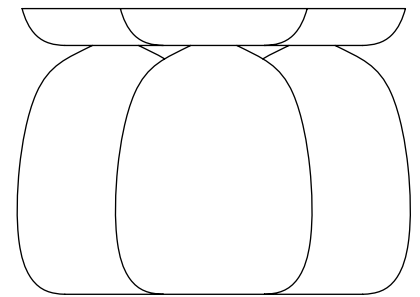

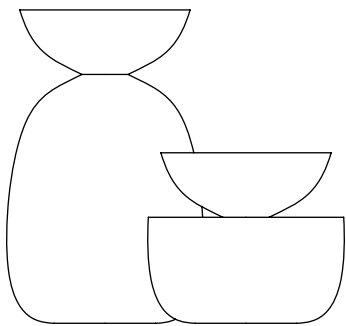
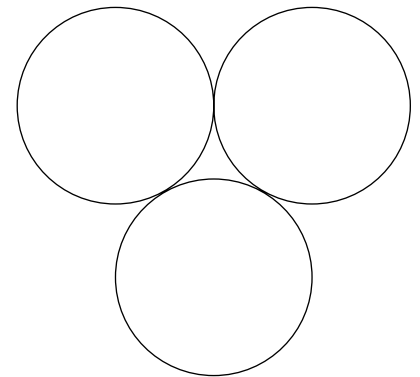
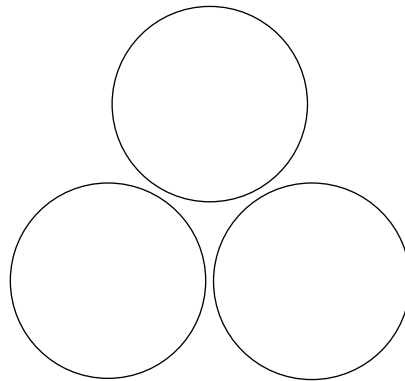
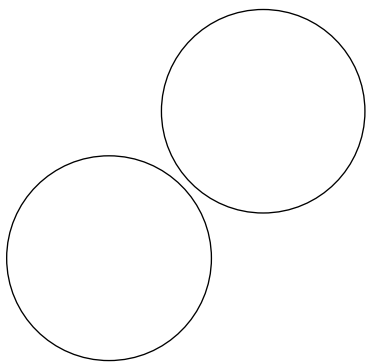


A2 21 1/2" Dia x 15 1/2" H

B3 21 1/2" Dia x 15 1/2" H

A2 21 1/2" Dia x 15 1/2" H

Ash Collection | Cluster: Center Table

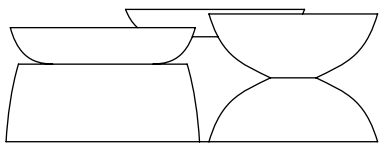
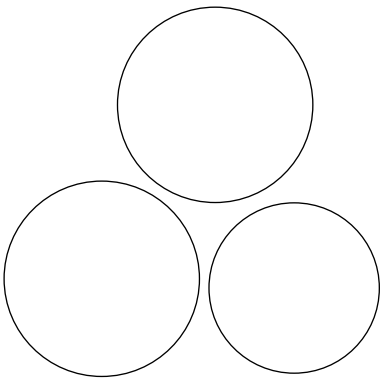


A3 21 1/2" Dia x 18 1/2" H
A4 21 1/2" Dia x 34" H

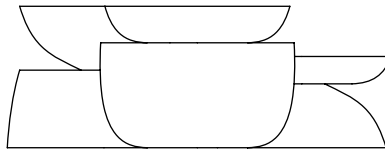
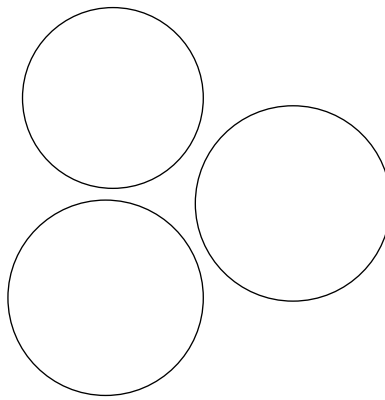
A4 21 1/2" Dia x 34" H
B2 21 1/2" Dia x 12 1/2" H
C3 21 1/2" Dia x 14 1/2" H

B4 21 1/2" Dia x 31" H
B4 21 1/2" Dia x 31" H
B4 21 1/2" Dia x 31" H


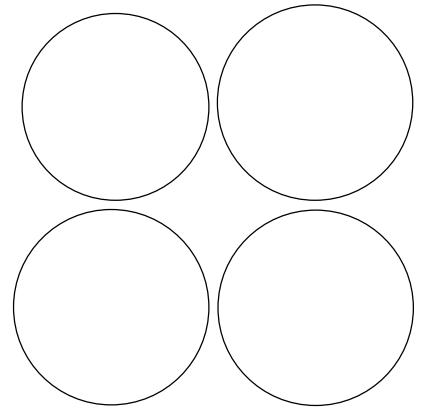
Ash Collection | Cluster - Coffee Table



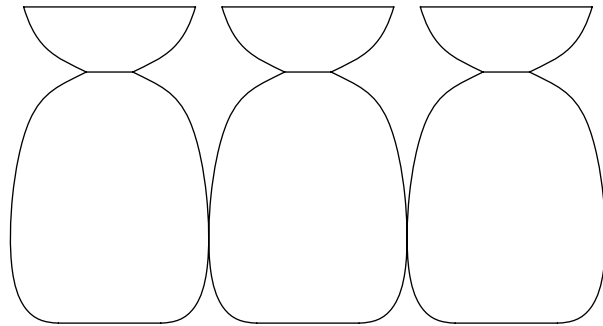
- C3** 21 1/2" Dia x 14 1/2" H
- B2** 21 1/2" Dia x 12 1/2" H
- A1** 18 1/2" Dia x 14" H




- A2** 21 1/2" Dia x 15 1/2" H
- B3** 21 1/2" Dia x 15 1/2" H
- C1** 19 1/2" Dia x 10" H



- B1** 20 1/2" Dia x 11" H
- C3** 21 1/2" Dia x 14 1/2" H
- C2** 21 1/2" Dia x 11 1/2" H
- A2** 21 1/2" Dia x 15 1/2" H

Ash Collection | Cluster - Console

A4 21 1/2" Dia x 34" H
A4 21 1/2" Dia x 34" H
A4 21 1/2" Dia x 34" H




A4 21 1/2" Dia x 34" H
B4 21 1/2" Dia x 31" H
C4 21 1/2" Dia x 30" H

Ash Collection | Singles + Clusters

Ash Wood Finish Options (Top and/or Base)



Clear Tinted Hard Wax Oil



Ebony Tinted Hard Wax Oil



Granite Grey Tinted Hard Wax Oil



Oak Antique Tinted Hard Wax Oil



Silk Grey Tinted Hard Wax Oil



White Tinted Hard Wax Oil

**Please note that colors may vary between production runs.*


**Please note that Ash pedestals are subject to natural cracking as they acclimatize to their new surroundings.*

Ash Collection | Singles + Clusters


Bronze Finish Options (Top Only)




Cast Bronze | Antique Brown Patina



Cast Bronze | Blue Patina



Cast Bronze | Dark Green Patina



Cast Bronze | Green Patina



Cast Bronze | Green/Black Patina



Cast Bronze | Natural

Aluminum Finish Options

(Coming soon)

**Please note that colors may vary between production runs.*