

# F U S E

lighting



## CAMBRIDGE CHANDELIER 5058

OIL RUBBED BRONZE WITH CLEAR CRACKLED GLASS

© 2000-2025 FUSE LIGHTING.  
ALL RIGHTS RESERVED.

# CAMBRIDGE CHANDELIER

## 4-LIGHT

### 5058A

HEIGHT: 9" (22.9 CM)

WIDTH: 41" (104.1 CM)

DEPTH: 7 1/2" (19.0 CM)

STEM: 29" STANDARD (73.7 CM)

OAH: 38" (96.5 CM)

CEILING CANOPY: 39" W X 4 3/4" D  
(99.1 CM W X 12.1 CM D)

WEIGHT: APPROX. 60 LBS.

WIRING: 4 MEDIUM-BASE SOCKETS,  
60 WATT MAX. EACH

## 5-LIGHT

### 5058B

HEIGHT: 9" (22.9 CM)

WIDTH: 51 1/2" (130.8 CM)

DEPTH: 7 1/2" (19.0 CM)

STEM: 29" STANDARD (73.7 CM)

OAH: 38" (96.5 CM)

CEILING CANOPY: 50" W X 4 3/4" D  
(127.0 CM W X 12.1 CM D)

WEIGHT: APPROX. 70 LBS.

WIRING: 5 MEDIUM-BASE SOCKETS,  
60 WATT MAX. EACH

## 6-LIGHT

### 5058C

HEIGHT: 9" (22.9 CM)

WIDTH: 62" (157.5 CM)

DEPTH: 7 1/2" (19.0 CM)

STEM: 29" STANDARD (73.7 CM)

OAH: 38" (96.5 CM)

CEILING CANOPY: 60" W X 4 3/4" D  
(152.4 CM W X 12.1 CM D)

WEIGHT: APPROX. 80 LBS.

WIRING: 6 MEDIUM-BASE SOCKETS,  
60 WATT MAX. EACH

## METAL FINISHES

BRUSHED BRASS

LIGHT ANTIQUE BRASS

DARK ANTIQUE BRASS

BURNISHED BRASS

POLISHED NICKEL

SATIN NICKEL

OIL RUBBED BRONZE

GLOSS WHITE POWDER COAT

MATTE BLACK POWDER COAT

PATINATED STEEL

## GLASS SHADE COLOR

(CHOOSE ONE)

CLEAR

BLUE

CERULEAN

SMOKE

## TEXTURE (CHOOSE ONE)

SMOOTH

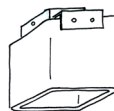
CRACKLED

FROSTED (INSIDE)

## NOTES:

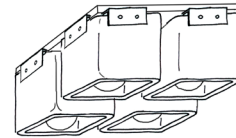
ALL SHADES ARE HAND-BLOWN AND  
WILL VARY IN SIZE AND THICKNESS.

FROSTED FINISH WILL LIGHTEN COLOR

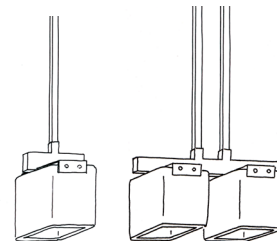


SINGLE CEILING MOUNT  
**8058A**

**X-8058** (OUTDOOR)

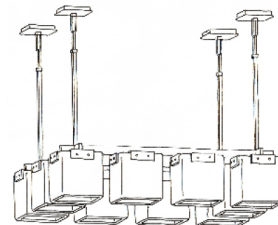


4-LIGHT CEILING MOUNT  
**8058D**



SINGLE PENDANT  
**4058A**

DOUBLE PENDANT  
**4058B**



QUAD CHANDELIER  
**5058D**



SCONCE  
**9058**  
**X-9058** (OUTDOOR)

fuselighting.com

© COPYRIGHT FUSE LIGHTING.  
ALL RIGHTS RESERVED.