

skram

skramfurniture.com



lineground server

L40



Lineground servers feature solid timber construction, mortise-and-tenon joinery, and mitered corners with matched seams/waterfall edges. Graduated centered bank of drawers in maple timber with cork-lined bottoms, soft-closing concealed runners, and low-profile tab pulls. Doors flank the drawers and are side hinged. Cabinet areas have adjustable shelving and may optionally be outfitted with pull-out drawers. Door and drawer faces are to match, with leather overlays, or opaque colors. Connectivity, wire management, and ventilation are available for technology integration. Custom sizes, configurations, and materials are available. Residential or contract use.

skram

L40

width 74 / 188cm


depth 20 / 51cm

height 30 / 76cm


Timber




WA-N: White
Ash, Natural




WA-G: White
Ash, Grey



WA-E: White
Ash, Ebonized




WA-WW: White
Ash,
Whitewashed



RWO-N: Rift
White Oak,
Natural



P-WAL: Walnut,
Pale

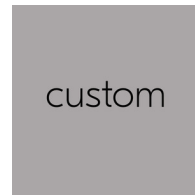


WAL: Walnut,
Natural



matte
opaque

matte opaque



custom

custom

Metal

Natural




SS4: Brushed
Stainless Steel



GML: Gunmetal



DRB: Dark
Rubbed Bronze



MRB: Medium
Rubbed Bronze



NRB: Natural
Rubbed Bronze

skram

Metal

Matte Opaques




MOB: Matte
Opaque Black

Leather



CL-TN-H: Tan



CL-CNT-H:
Chestnut



CL-BLK-H: Black