

# F U S E

lighting



## LONDON 2-LIGHT PENDANT 4042A

OIL RUBBED BRONZE WITH SMOKE GLASS SHADES

© 2000-2025 FUSE LIGHTING.  
ALL RIGHTS RESERVED.

# LONDON 2-LIGHT PENDANT

## 2-LIGHT 4042A

HEIGHT: 9 3/4" (24.8 CM)

WIDTH: 8" (20.3 CM)

DEPTH: 8" (20.3 CM)

CAH: 38" STANDARD\* (96.5 CM)

CEILING CANOPY: 4 3/4" SQ. (12.0 CM)

WEIGHT: APPROX. 20 LBS.

WIRING: 2 CANDELABRA-BASE  
SOCKETS, 60 WATT MAX. EACH

## METAL FINISHES

BRUSHED BRASS

LIGHT ANTIQUE BRASS

DARK ANTIQUE BRASS

BURNISHED BRASS

POLISHED NICKEL

SATIN NICKEL

OIL RUBBED BRONZE

GLOSS WHITE POWDER COAT

MATTE BLACK POWDER COAT

PATINATED STEEL

## GLASS SHADES

**COLOR** (CHOOSE ONE)

CLEAR

BLUE

CERULEAN

SMOKE

**TEXTURE** (CHOOSE ONE)

SMOOTH

CRACKLED

FROSTED (INSIDE)

## NOTES:

GLASS SHADES ARE HAND-BLOWN AND  
WILL VARY IN SIZE AND THICKNESS.

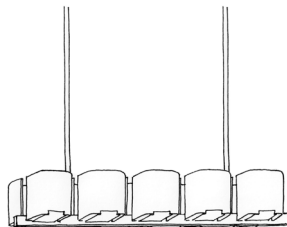
FROSTED FINISH WILL LIGHTEN COLOR

## MINERAL SHADES

ALABASTER

NOTE:

ALABASTER SHADES ARE CARVED  
FROM A SOLID BLOCK OF STONE AND  
WILL VARY IN COLOR AND VEINING.

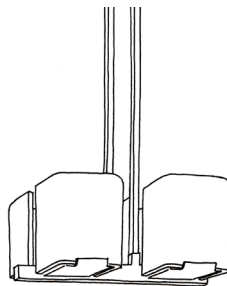


8, 10 & 12 LIGHT CHANDELIER

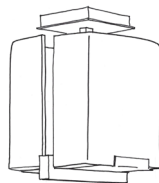
**5042A** (8 LIGHT CHANDELIER)

**5042B** (10 LIGHT CHANDELIER)

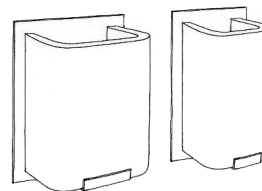
**5042C** (12 LIGHT CHANDELIER)



4 LIGHT PENDANT  
**4042B**



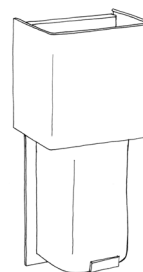
CEILING MOUNT  
**8042**



SCONCE & MINI SCONCE

**9042** (SCONCE)

**9042 MINI** (MINI SCONCE)



SCONCE W/ SHADE

**9042 SH**


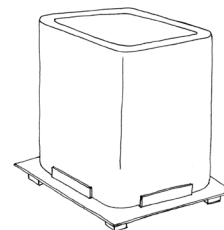


TABLE LAMP  
**6042**



LANTERN  
**6042 L**

[fuselighting.com](http://fuselighting.com)

© COPYRIGHT FUSE LIGHTING.  
ALL RIGHTS RESERVED.