

SKYLON



HERSH DESIGN

DESCRIPTION

Molten glass cast into delicate ribbons of flowing refraction, is edge-lit by a ring of LED. Bubbles and flow lines are unique to each casting and may vary significantly.

FINISH

Brushed Brass, Brushed Nickel, Black Brass, Hazy Brass, and Antique Brushed Brass.

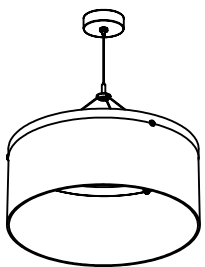
ELECTRICAL

2700K 95+ CRI LED, Dimmable Drivers (ELV) 120V Input
 3000K 95+ CRI LEDs available.
 16": 40W 1500 lumen
 24": 45W 1700 lumen
 30": 63W 2200 lumen
 36": 72W 2500 lumen
 45": 82W 2900 lumen

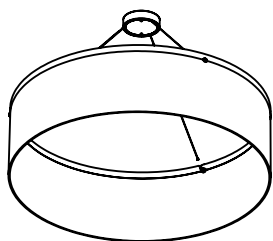
MOUNTING / CANOPIES

Aircraft Cable with adjustable grippers, 8' OAL standard, field-adjustable. See Minimum OADs. For minimum drops, consider the Skylon Surface Mount.

16" & 24" Suspended from a 5.5" Canopy with integral driver. Single suspension splits into 3 cables.
 30", 36", 45" Suspended from a 6.25" Canopy with integral driver. Three cables from canopy direct to luminaire.



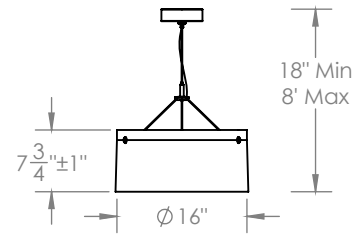
Skylon 16" & 24"



Skylon 30", 36" & 45"

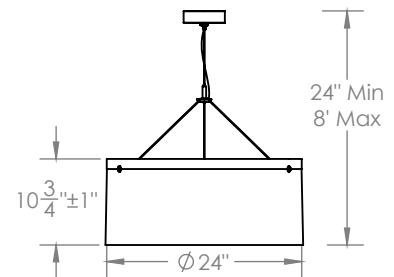
SKYLON 16"

16" Ø x ~7 3/4" tall
 Minimum OAD 20"
 40W, 1500 lumen
 Weight: approx. 15lbs



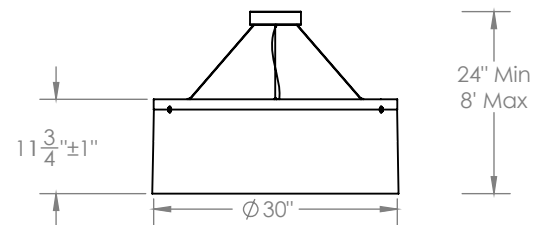
SKYLON 24"

24" Ø x ~10 3/4" tall
 Minimum OAD 24"
 45W, 1700 lumen
 Weight: approx. 30lbs



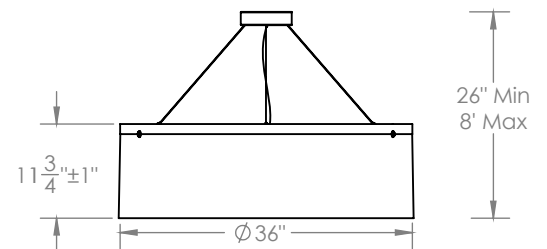
SKYLON 30"

30" Ø x ~11 3/4" tall
 Minimum OAD 28"
 63W, 2200 lumen
 Weight: approx. 35lbs



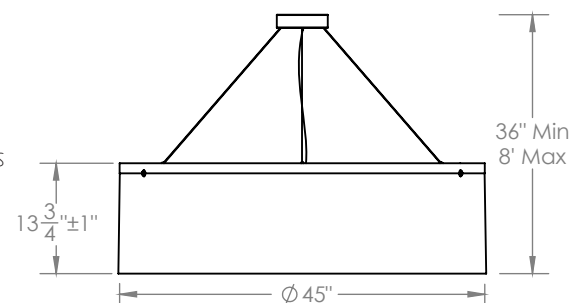
SKYLON 36"

36" Ø x ~11 3/4" tall
 Minimum OAD 32"
 72W, 2500 lumen
 Weight: approx. 55lbs



SKYLON 45"

45" Ø x ~13 3/4" tall
 Minimum OAD 42"
 82W, 2900 lumen
 Weight: approx. 65lbs



Molten glass, cast into delicate ribbons of flowing refraction, is edge-lit by a ring of LED. Bubbles and flow lines are completely unique to each casting and may vary significantly.

AVAILABLE SIZE/WEIGHT:

Heights may vary by 2". Shorter castings can be provided.

16" Diameter x ~10" Tall.

Weight: approx. 15lb. Min OAD 20".

24" Diameter x ~10" Tall.

Weight: approx. 30lb. Min OAD 24".

30" Diameter x ~11" Tall.

Weight: approx. 35lb. Min OAD 28".

36" Diameter x ~13" Tall.

Weight: approx. 55lb. Min OAD 32".

45" Diameter x ~15" Tall.

Weight: approx. 65lb. Min OAD 42".

FINISHES:

Brushed Brass, Brushed Nickel, Antique Brushed Brass, Black Brass, Hazy Brass

ELECTRICAL:

2700K 95+ CRI LED, Dimmable Drivers (ELV) 120V Input

16": 40W 1500 lumen

24": 45W 1700 lumen

30": 63W 2200 lumen

36": 72W 2500 lumen

45": 82W 2900 lumen

MOUNTING/CANOPIES:

Aircraft Cable with adjustable grippers, 8' OAL standard, field-adjustable. See Minimum OADs above.

For semi-flush mount, consider the Skylon Surface Mount.

16" & 24" Suspended from a 5.5" Canopy with integral driver. Single suspension splits into 3 cables.

30", 36", 45" Suspended from a 8.5" Canopy with integral driver. Three cables from canopy direct to luminaire.

