

# ATELIER PURCELL

---

## TUYA SECTIONAL SOFA





# ATELIER PURCELL

---

## TUYA SECTIONAL SOFA

### FEET

Lacquer,  
Standard Wood

### COM Required:

COM requirements are located on alongside their specification drawings.

### COL Required:

COL requirements are located on alongside their specification drawings.



---

### NOTES:

PLEASE CONFIRM DETAILS OF THIS TEAR SHEET WITH YOUR LOCAL SALES ASSOCIATE.

---

Alexander Purcell Rodrigues Design reserves the right to make technological and aesthetic improvements to its models, including changes to the sizes and materials, without notice. The technical drawings do not define the details of the product. The measurements shown are indicative and may undergo changes. In particular, the dimensions relevant to the padded parts are subject to usage tolerances over time caused by the normal adjustment of the padding. For specific information, please contact us directly or the dealer closest to you.

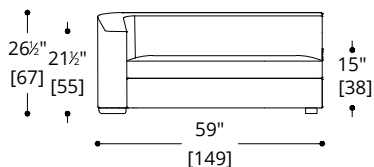
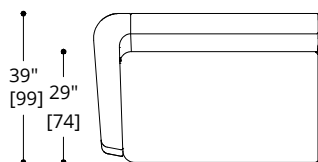
---

ALL DESIGNS ARE PROTECTED BY COPYRIGHT AND THE TRADEMARK LAWS OF THE U.S. & U.K - 2018 ATELIER PURCELL AN ALEXANDER PURCELL RODRIGUES DESIGN COMPANY - [INFO@ATELIERPURCELL.COM](mailto:INFO@ATELIERPURCELL.COM)

# ATELIER PURCELL

## TUYA SECTIONAL SOFA, Components

TY-SSE-O1L



COM Required:

Base 8.5 yd

Seat 4 yd

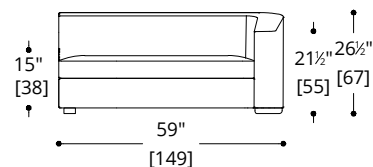
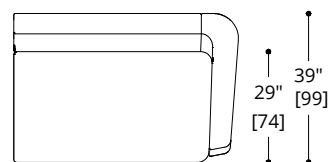
COL Required:

Base 153 ft<sup>2</sup>

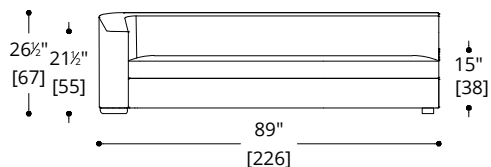

Seat 72 ft<sup>2</sup>

pillow COM/L not included

TY-SSE-O1L



TY-SSE-O2L



COM Required:

Base 10 yd

Seat 5 yd

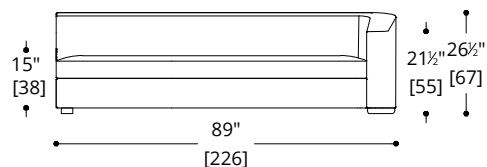

COL Required:

Base 180 ft<sup>2</sup>

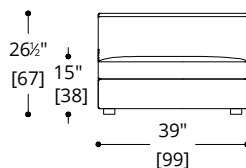
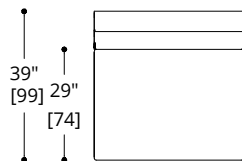
Seat 90 ft<sup>2</sup>

pillow COM/L not included

TY-SSE-O2L



TY-SCE-O1



TY-SCE-O1

COM Required

Base 6 yd

Seat 3.5 yd

COL Required:

Base 108 ft

Seat 63 ft<sup>2</sup>

pillow COM/L not included

TY-SCE-O2

COM Required

Base 7 yd

Seat 4 yd

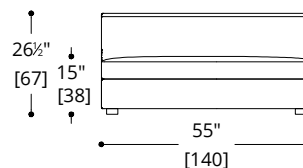
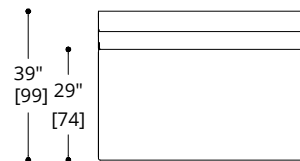
COL Required:

Base 126 ft

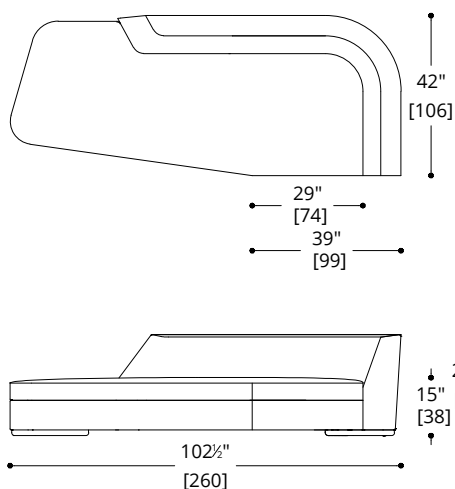
Seat 72 ft<sup>2</sup>

pillow COM/L not included

TY-SCE-O2

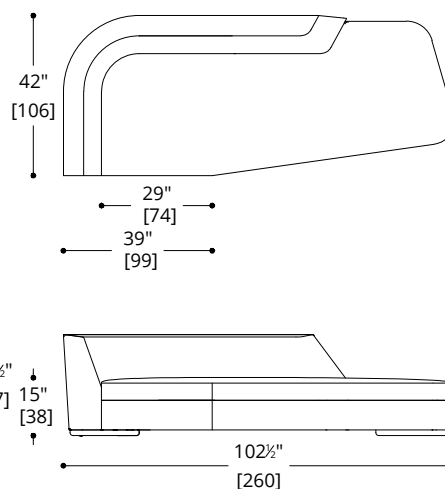


TY-SCL-O1L



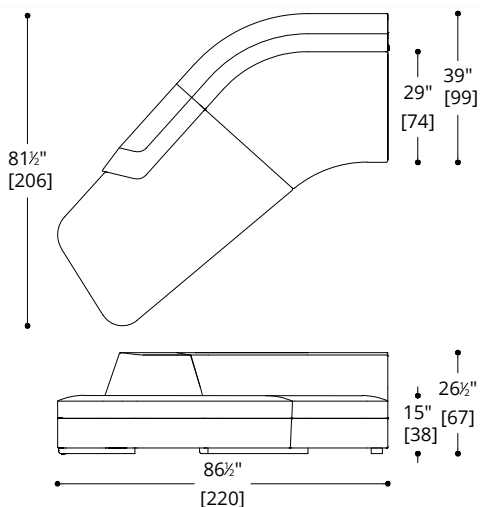
COM Required:  
Base 11 yd  
Seat 5.5 yd  
COL Required:  
Base 198 ft²  
Seat 99 ft²

TY-SCL-O1R



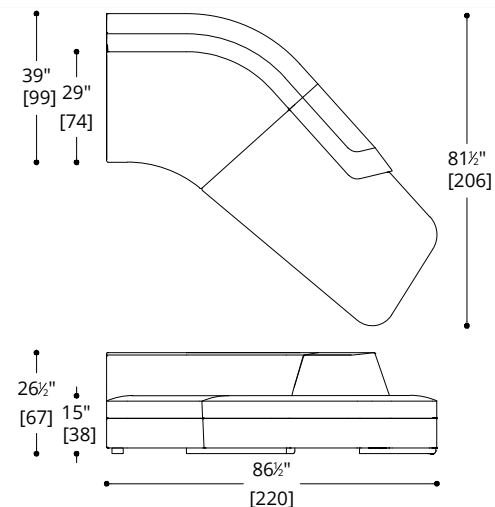
pillow COM/L not included  
26½" [67]  
15" [38]

TY-SCL-O2L



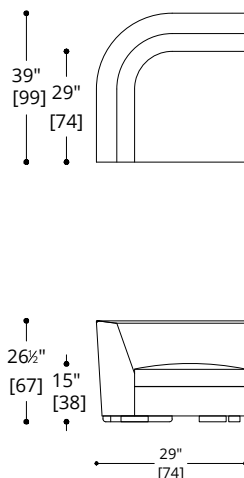
COM Required:  
Base 13.5 yd  
Seat 7 yd  
COL Required:  
Base 243 ft²  
Seat 126 ft²  
pillow COM/L not included

TY-SCL-O2R



TY-SCO-O1

TY-SCO-O1



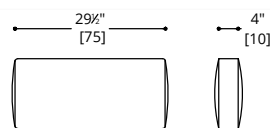
COM Required:  
Base 6.5 yd  
Seat 3.5 yd  
COL Required:  
Base 117 ft²  
Seat 63 ft²  
pillow COM/L not included

BACK CUSHION (each)  
COM Required: 2 yd  
COL Required: 36 ft²

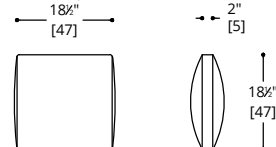
SQUARE PILLOW (each)  
COM Required: 1.5 yd  
COL Required: 27 ft²

KNIFE PILLOW (each)  
COM Required: 1.5 yd  
COL Required: 27 ft²

BACK CUSHION



SQUARE PILLOW



KNIFE PILLOW

