



Shown: 30"Ø model in Satin nickel and Opal white glass, with silver reflectors.

# MODEL NUMBER

1820

## DESCRIPTION

Fabricated Lucite frame, clad in cut glass on sides and bottom. Interior reflectors of polished aluminum. Copper ceiling plate and hardware. Cable suspension.

## DIMENSIONS

Available in 7 sizes. Note height to diameter ratio.

## FINISH

Deep brown oxide, Deep black oxide or Satin nickel. Reflectors: Silver or Gold.

## KILN FORMED GLASS

Opal white or Clear.

## PLEASE SPECIFY

Finish, reflector color, glass color, suspension option & OAL (net price includes cable for an OAL of up to 48"). Refer to price book for additional cable length. OAL can be adjusted in the field at installation.

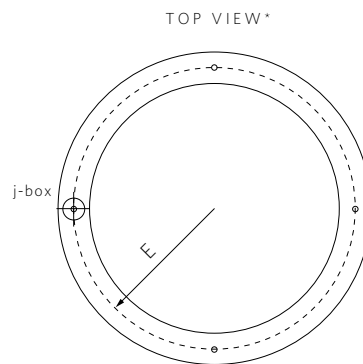
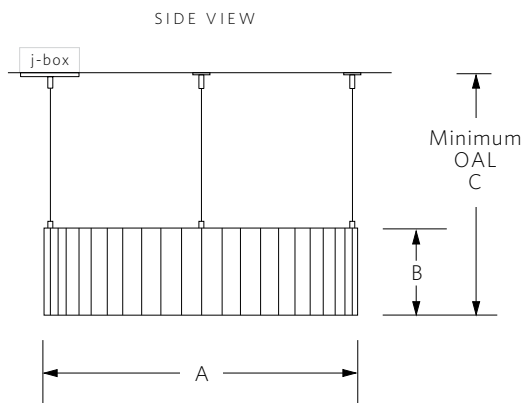
## VOLTAGE / LAMP TYPE

120V, G9 base, 2,700°K, 90+ CRI, LED lamp.

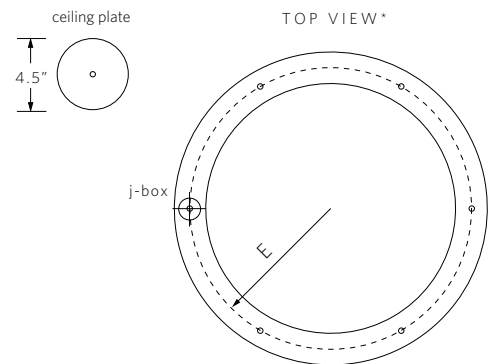
1820.24 48W (8 x 6W), 4,800 lumens.  
1820.30 96W (16 x 6W), 9,600 lumens.  
1820.36 96W (16 x 6W), 9,600 lumens.  
1820.42 144W (24 x 6W), 14,400 lumens.  
1820.48 144W (24 x 6W), 14,400 lumens.  
1820.54 144W (24 x 6W), 14,400 lumens.  
1820.60 144W (24 x 6W), 14,400 lumens.

CA Title 24-JA8-2016

### Suspension Option 1 - 4 or 6 individual cables for off-center j-box

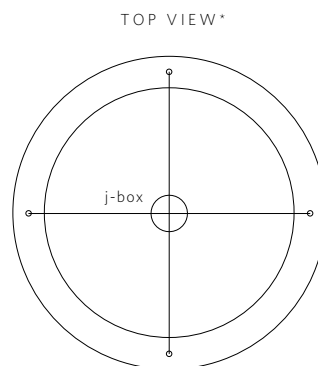
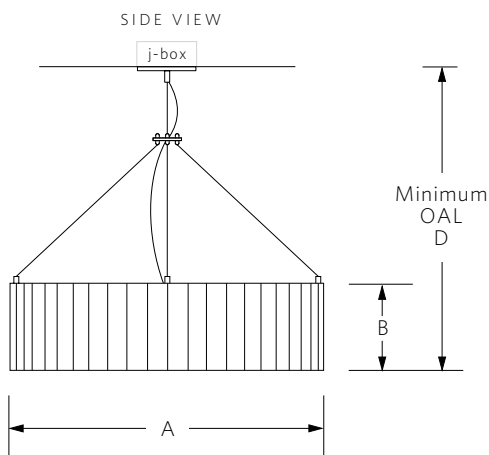


\*Smaller Diameters use 4 cables  
(24", 30", 36")

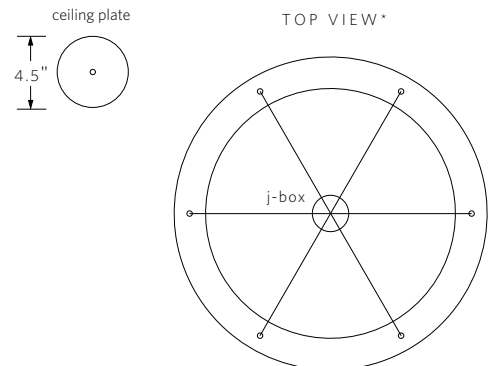


\*Larger Diameters use 6 cables  
(42", 48", 54", 60")

### Suspension Option 2 - 4 or 6 cables joined to 1, for center j-box



\*Smaller Diameters use 4 cables  
(24", 30", 36")



\*Larger Diameters use 6 cables  
(42", 48", 54", 60")

Model	A	B	C	D	E	Weight
Vellum 1820.24	24"	6"	12"	24"	10.75"	44 lbs.
Vellum 1820.30	30"	8"	16"	36"	13.75"	55 lbs.
Vellum 1820.36	36"	8"	16"	42"	16.75"	60 lbs.
Vellum 1820.42	42"	10"	18"	48"	19.75"	90 lbs.
Vellum 1820.48	48"	10"	18"	54"	22.75"	105 lbs.
Vellum 1820.54	54"	12"	20"	60"	25.75"	120 lbs.
Vellum 1820.60	60"	12"	20"	66"	28.75"	150 lbs.

Note: For suspension option 1, j-box can be located at any point along radius path E (see table and illustration above). 3 (or 5) appropriate ceiling anchors must be installed for remaining cables. Anchors must be sufficient to support 25% of fixture weight. For suspension option 2, j-box must be blocked sufficiently to support full fixture weights.