

F U S E

lighting



LONDON SCONCE
9042

SATIN NICKEL WITH SMOKE GLASS SHADE

© 2000-2020 FUSE LIGHTING.
ALL RIGHTS RESERVED.

DENNIS MILLER ASSOCIATES
200 Lexington Avenue Suite 1210 New York, NY 10016
212.684.0070 Fax.212.684.0776 www.dennismiller.com

LONDON SCONCE

SCONCE 9042

HEIGHT: 10" (25.4 CM)

WIDTH: 8" (20.3 CM)

PROJECTION: 4" (10.2 CM)

BACKPLATE: 10" H X 8" W
(25.4 H X 20.3 W)

WIRING: 1 CANDELABRA-BASE
SOCKET, 60 WATT MAX.

RECOMMENDED BULB: CLEAR T-6

J-BOX LOCATION: 5" (12.7) FROM
TOP OF FIXTURE

ADA COMPLIANT

METAL FINISHES

BRUSHED BRASS

LIGHT ANTIQUE BRASS

DARK ANTIQUE BRASS

MATTE BRASS

POLISHED NICKEL

SATIN NICKEL

OIL RUBBED BRONZE

GLOSS WHITE POWDER COAT

MATTE BLACK POWDER COAT

PATINATED STEEL

GLASS SHADES

COLOR (CHOOSE ONE)

CLEAR

BLUE

CERULEAN

SMOKE

TEXTURE (CHOOSE ONE)

SMOOTH

CRACKLED

FROSTED (INSIDE)

NOTES:

GLASS SHADES ARE HAND-BLOWN AND
WILL VARY IN SIZE AND THICKNESS.

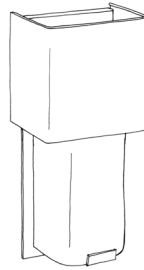
FROSTED FINISH WILL LIGHTEN COLOR

MINERAL SHADES

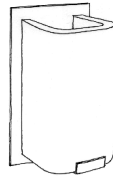
ALABASTER

NOTE:

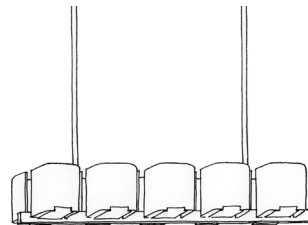
ALABASTER SHADES ARE CARVED
FROM A SOLID BLOCK OF STONE AND
WILL VARY IN COLOR AND VEINING.



SCONCE W/ SHADE
9042 SH



MINI
SCONCE
9042 MINI



8, 10 & 12 LIGHT CHANDELIER

5042A (8 LIGHT CHANDELIER)

5042B (10 LIGHT CHANDELIER)

5042C (12 LIGHT CHANDELIER)


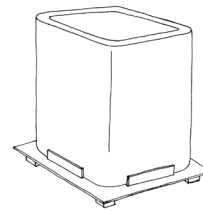
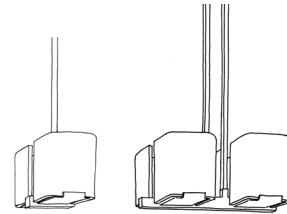


TABLE LAMP
6042



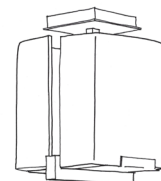
LANTERN
6042 L



2 & 4 LIGHT PENDANT

4042A (2 LIGHT PENDANT)

4042B (4 LIGHT PENDANT)



CEILING MOUNT
4042A

fuselighting.com

© COPYRIGHT FUSE LIGHTING.
ALL RIGHTS RESERVED.