

F U S E

lighting



SOHO SCONCE
9059

7-INCH - MATTE BLACK POWDER COAT WITH ALABASTER SHADE

© 2000-2020 FUSE LIGHTING.
ALL RIGHTS RESERVED.

DENNIS MILLER ASSOCIATES
200 Lexington Avenue Suite 1210 New York, NY 10016
212.684.0070 Fax.212.684.0776 www.dennismiller.com

SOHO SCONCE

6-INCH

9059A

HEIGHT: 6" (15.2 CM)

WIDTH: 8" (20.3 CM)

ALABASTER SHADE:
6"H X 5"W X 7"D
(15.2H X 12.7W X 17.8D)

PROJECTION: 9" (22.9 CM)

BACKPLATE: 4 1/4"H X 8"W
10.8H X 20.3W)

WIRING: 1 CANDELABRA-BASE
SOCKET, 60 WATT MAX.

RECOMMENDED BULB:
WHITE G16.5 GLOBE

J-BOX LOCATION: 4" (10.2)
FROM TOP OF FIXTURE

7-INCH

9059B

HEIGHT: 7" (17.8 CM)

WIDTH: 10" (25.4 CM)

ALABASTER SHADE:
7"H X 7"W X 8"D
(17.8H X 17.8W X 20.3D)

PROJECTION: 10" (25.4 CM)

BACKPLATE: 4 1/4" X 10"W
(10.8H X 25.4W)

WIRING: 1 CANDELABRA-BASE
SOCKET, 60 WATT MAX.

RECOMMENDED BULB:
WHITE G16.5 GLOBE

J-BOX LOCATION: 5" (12.7)
FROM TOP OF FIXTURE

METAL FINISHES

BRUSHED BRASS
LIGHT ANTIQUE BRASS
DARK ANTIQUE BRASS
MATTE BRASS
POLISHED NICKEL
SATIN NICKEL
OIL RUBBED BRONZE
GLOSS WHITE POWDER COAT
MATTE BLACK POWDER COAT
PATINATED STEEL

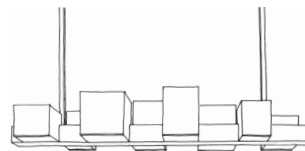
SHADE OPTION

ALABASTER

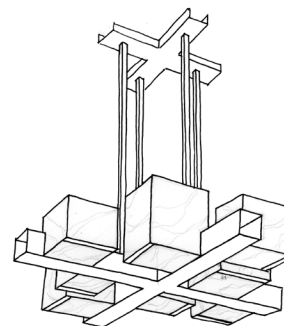
NOTES:

SHADES ARE HAND CUT AND ASSEMBLED FROM ALABASTER SHEETS.

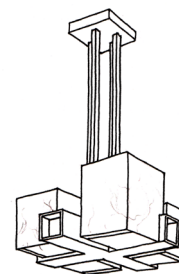
NO TWO SHADE CUBES WILL BE IDENTICAL AND WILL VARY IN COLOR AND VEINING.



CHANDELIER
5059



CHANDELIER X
5059 X



PENDANT
4059



SOHO LINEAR
9059C

fuselighting.com

© COPYRIGHT FUSE LIGHTING.
ALL RIGHTS RESERVED.

2020

DENNIS MILLER ASSOCIATES

200 Lexington Avenue Suite 1210 New York, NY 10016
212.684.0070 Fax.212.684.0776 www.dennismiller.com